




NORTH BAY HERITAGE GARDENERS

Community Spirit in Full Bloom



Our 2025 Season in Action

Table of Contents

Our Gardens Grow: New Raised Beds	2
Museum Exhibit and News Features	3
Update on Bed 15 & Tool Painting	4
Inside the Organization	5
Recent Events	6-7
Tool Tips	7
Photos in the Garden	8-9
Hive of Memories	10

Pretty in pink! 🌸

A stunning display of pink lilies in full bloom brightens **Bed 23**, captured in this beautiful photo from July!

More photos of our stunning beds on Pages 8-10



OUR GARDENS GROW: NEW RAISED BEDS ARRIVE AT THE BOARDWALK

This season, we were thrilled to collaborate with the **City of North Bay** to design and install three new raised garden beds along the waterfront, a project generously funded by **MacKay Homes**. These new additions brought vibrant bursts of colour to our usual perennial-focused spaces, allowing us to incorporate a beautiful mix of annual plants into the gardens.

Beyond their visual appeal, these raised beds were created with accessibility in mind. They offer a welcoming gardening space for those who may find bending or kneeling difficult, ensuring that everyone has the opportunity to take part in and enjoy the gardens. If you're considering stepping back from traditional gardening but still want to make a meaningful difference at the waterfront, this could be the perfect opportunity. We are always looking for more volunteers to join us and help these gardens flourish, and we would love to hear from you.


We give our **thanks to our team of volunteers who planted these flowers** back in June (pictured above). We are also especially **grateful to have volunteers Carol and Claire**, who volunteered their time to care for these beds throughout the season. Their hard work and dedication helped our new additions thrive, and the results speak for themselves.

Looking ahead, we hope to add a few more raised beds along the boardwalk in the coming years and are excited to create an even more vibrant and inclusive garden display for our community to enjoy.

**Keep an eye out this
spring for more
exciting
developments
as this project
continues to
grow!**

"NORTH BAY AT 100" EXHIBIT WITH THE NORTH BAY MUSEUM

3



We're proud to be part of the North Bay Museum's **"North Bay at 100"** exhibit, celebrating our community's centennial year. As a member of the Heritage North Bay group, our display has been on view since early May and will remain open until the end of 2025.

Our exhibit highlights our organization's story through a collection of photos, a written history, fun facts, a volunteer's apron, and our new volunteer appreciation pins. If you haven't had the chance yet, be sure to visit the museum before the year's end to explore our display and many others that celebrate North Bay's rich and vibrant history.

NBHG FEATURED IN LOCAL NEWS!

This summer, we were thrilled to be featured in our local news publications **three times!**

On June 12th, Bay Today highlighted our **Native Species Arboretum Audio Tour** at Bed 1, celebrating the grand opening of this special pollinator-friendly space.

On August 20th, the North Bay Nugget showcased **the hard work our volunteers do along the waterfront**, with our Office Administrator, Kyra Bates, sharing insights about our history and role as stewards of the waterfront.

Finally, on September 20th, Bay Today featured our **Special Ops team**, a group of mostly teenage volunteers whose dedication has been an incredible asset to our projects this summer—we are so proud of the recognition they received!

All three articles are available online.



SOMETHING NEW IS BLOOMING AT BED 15!

4

This season, Bed 15 was without a dedicated team. Thanks to Lucy and Tyler, it was still tended to throughout the summer, but we recognize that this bed is ready for a thoughtful redesign.

Our design committee is hard at work developing a new plan for this important space. The new design will embrace our core principles of mirroring and echoing, using both the existing plants and some new additions to create a cohesive and harmonious addition to our gardens.

In the spring, we will be looking for a new team to take on the care and management of Bed 15. Through our worker bee sessions, we plan to implement the new design changes, but we will need a dedicated team to steward the bed throughout the summer season.

If you are a volunteer interested in stepping into a team leader role, we'd love to hear from you. Please reach out to us!



POPS OF PINK (AND HARD TO MISS!)

This summer, we gave our tools a bright new look and most have now been painted pink! The fresh colour will help us complete a full inventory over the winter and make it easier to keep track of tools so they are always available when needed.

A huge thank-you to **Pellerin Paints** and **Picky Painter** for generously donating the durable pink paint, and to **Wanda, Donna, Susan, Tyler, and Lucy** for lending a hand with the painting. We hope to have all tools finished ahead of next season!

As you wrap up your beds for the year, please be sure to return any tools so we can include them in our count.



Pellerin **PAINTS**

 **Picky
Painter**

INSIDE THE ORGANIZATION

NEWS & UPDATES



As this gardening season comes to a close, we want to extend our heartfelt thanks to Lucy Emmott, who joined us for her first season this year as our **Horticultural Coordinator**. Lucy brought her wealth of knowledge about plants, nature, and the many species that call our gardens home. Her expertise and enthusiasm enriched every part of our work, from nurturing the growth of our garden beds to deepening our understanding of the ecosystems that flourish within them. It's been an amazing season with Lucy on board, and we are so grateful for the care, insight, and passion she shared with our team and community. **Thank you, Lucy**, for a wonderful season and for all that you've contributed to NBHG. We hope our paths cross again in future seasons and wish you the very best in the upcoming year.

This season, we were delighted to have Tyler join us from May through August as part of our team.

Throughout the summer, he supported many of our gardening teams with a wide variety of tasks and quickly became an important part of our work. During his time with us, Tyler developed a true love of gardening, something that brings us so much joy to see! Watching his curiosity grow into genuine passion has been a highlight of the season, and we couldn't be happier for him as he continues on his journey. **Thank you, Tyler**, for all your hard work and enthusiasm this summer. We wish you all the best in the future and hope the skills and love for gardening you've gained here continue to grow.

LOOKING AHEAD TO NEXT YEAR:

WE WILL SOON BE LOOKING TO HIRE AN ASSISTANT FR HORTICULTURAL ASSISTANT AND A GARDENING HELPER FOR OUR NEXT GROWING SEASON. IF YOU OR SOMEONE YOU KNOW WOULD BE INTERESTED, STAY TUNED FOR MORE DETAILS.

RECENT EVENTS

6

NATIVE SPECIES ARBORETUM AUDIO TOUR



On June 16th, the North Bay Heritage Gardeners celebrated the **grand opening of the Native Species Arboretum Audio Tour** with an incredible turnout of volunteers, community members, and local leaders. Developed with artist **Shanan King** thanks to support from **Creative Industries**, the project transformed an overlooked garden bed into a vibrant learning space featuring native plants for local pollinator. Visitors can explore six QR-coded audio stops, each sharing stories about the plants and restoration work in the space. The Arboretum remains open year-round, offering a peaceful, self-guided way to learn and enjoy the beauty of our waterfront gardens.

On Saturday, August 2nd, the North Bay Heritage Gardeners were **proud to take part in the North Bay Homecoming Festival** as part of the lively Explorer's Village behind the North Bay Museum. It was a fantastic day filled with creativity, community spirit, and plenty of smiles! Visitors enjoyed painting activities, a fun photo station, and learning more about our local pollinators and the vital role they play in our gardens. The event was a huge success, and we're so **grateful to all the volunteers** who came out to make the day possible and to everyone who stopped by our booth to take part in the festivities. Thank you for helping us celebrate North Bay's Homecoming in such a vibrant and meaningful way!

NORTH BAY HOMECOMING FESTIVAL



SAVE THE DATE FOR OUR ANNUAL SYMPOSIUM ON SUNDAY, APRIL 12TH, 2026

MORE DETAILS COMING SOON!

RECENT EVENTS

7

STAYING SHARP: A TOOL SHARPENING WORKSHOP



On Friday, September 19th, volunteers joined us at the Marathon Beach Gazebo (ACT Picnic Shelter) for a hands-on Sharpening Workshop. **Kody Horsfield, owner of Horsfield Knives**, demonstrated practical sharpening techniques using a hand file, pocket sharpener, and leather strop, while sharing safety tips and tool care advice. Our Horticultural Coordinator, **Lucy Emmott**, showed how to oil and properly store tools for winter. The workshop was a huge success, and below are some of the top tips they shared to help keep your tools sharp and ready for seasons to come.

Clean: Remove dirt and rust before sharpening; clean tools make the job easier and prevents damage.

Understand Edge Geometry: Identify the main bevel and micro bevel (the fine cutting edge, about 20°), so you know which part to sharpen.

File: Use a hand file to lightly sharpen the micro bevel, making a few passes to smooth chips; take damaged blades to a professional.

Raise the Burr: Sharpen until a small burr forms on the edge—this means the metal has been worked properly.

Strop: Use a leather strop or belt with wax to remove the burr and polish the edge by running it back and forth along both sides.

Oil: Finish by wiping the blade with DW40, spray oil, or vegetable oil to prevent rust before storing or using again.

Extra Tips:

- Take tools apart (like shears) for a deeper clean and better access to the blade.
- Pocket sharpening kits with different grits and a strop are great for on-the-go touch-ups.
- Never stop halfway! Uneven sharpening causes inconsistent cutting.

If you are unsure or uncomfortable sharpening at home, it is always best to consult a professional. **For those interested in reaching out, Kody from Horsfield Knives can be contacted at 705-978-3635.**

Tool TIPS



PHOTOS IN THE GARDEN

8

HIGHLIGHTS FROM OUR BEDS THIS SEASON



New Friends from Brazil
Enjoying the Flowers
Carousel Beds

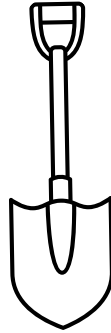


Photo of a Milkweed
Tiger Moth
Found in Bed U1



Local Artist Enjoying
the Gardens
In Front of Bed 18



The Sundial at
Sunset
Taken by Bed 40W

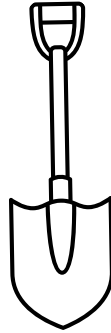
PHOTOS IN THE GARDEN

9

MORE HIGHLIGHTS FROM OUR BEDS THIS SEASON



Planting Rain or
Shine
Bed 16



Flying Proud in the
Garden
Photo of Bed 47



Bouquet Bandits
Team Photo
Bed 40E




Tree Pruning by the
Sundial
Members of Bed 4

HIVE OF MEMORIES

10

A Collection of Past Gardening Moments



Top Left - Photo of Bed 38 taken in 2006 highlighting its collection of bright orange lilies and stunning purple hyssop.

Top Right - Stunning show of greenery, lilies, and echinaceas in Bed 15. Photo taken in 2019.

Bottom Left - Photo taken of Bed 26 during the 2007 season with Lake Nipissing in the background.

Bottom Right - Undated photo of Bed U2 during the fall with a beautiful show of sedum.